

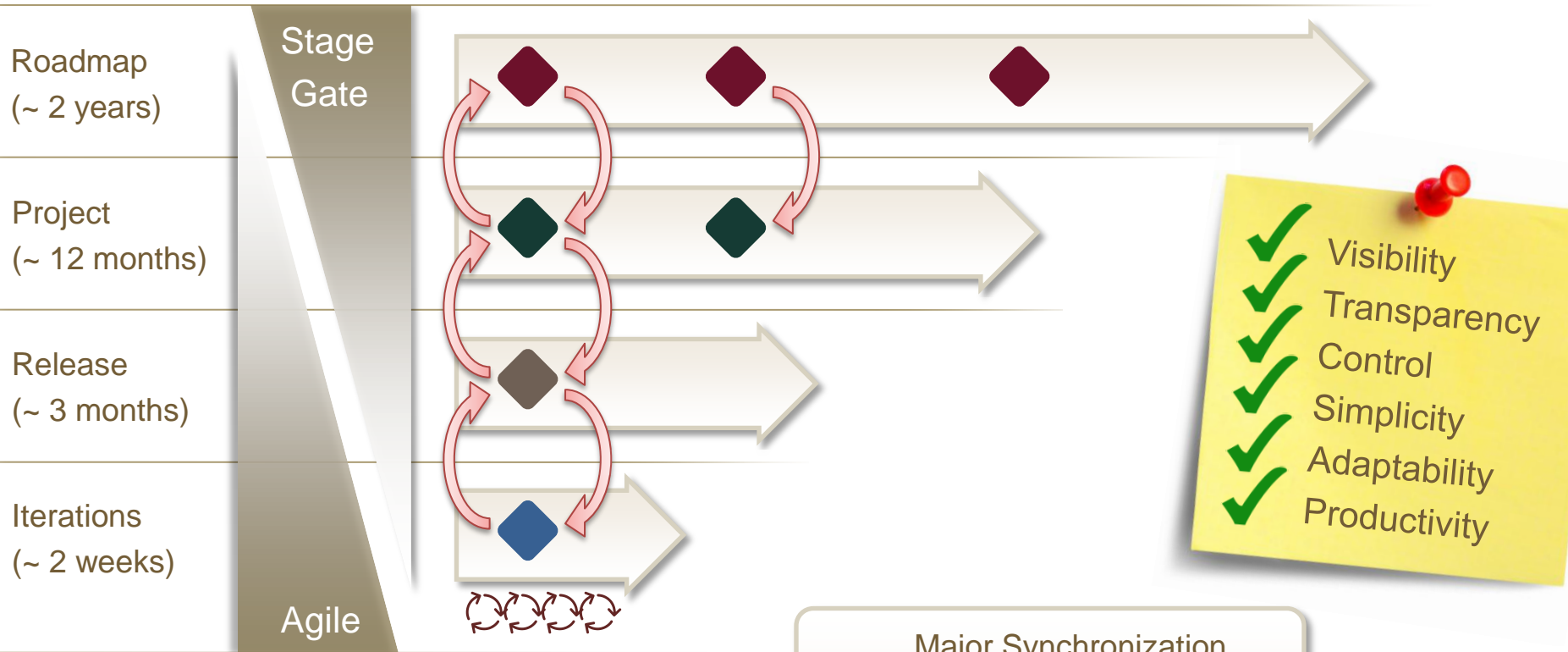
# What Planisware does

- Global provider of Project Portfolio Management (PPM) solutions
  - Corporate Portfolio Management (CPM)
  - Enterprise PPM and Corporate Portfolio Management (CPM)
  - software that enables innovative companies to effectively align corporate strategy with process execution.
- Fully integrated, flexible, Web-based system
- Aligns corporate strategy with process execution
- Manages all R&D/NPD and IT projects in one, single database

# Benefits of the Integration

- Planisware provides best-of-breed PPM solution in the NPD and IT PPM markets
- Rally Software provides best-of-breed Agile solution
- Provide a best-of-breed solution to quickly deliver products to the market

# Key Functionalities



Major Synchronization and integration points link multi-level, while **remaining independent**

# Demo (1/4): Projects and Releases are created in Planisware and broadcasted to RallyDev

The screenshot displays the Planisware software interface. The top navigation bar includes 'Start', 'Projects', 'Agile SR-1', 'Scheduling', and 'Gantt'. Below this is a secondary navigation bar with 'Dashboard', 'Scheduling', 'Baseline', 'Tracking', 'Reporting', 'Collaboration', and 'Properties'. A toolbar contains various icons for project management. The main area is divided into a table on the left and a Gantt chart on the right.

	Name	Description	Status	Resources	Duration	Note pad
+	<b>Agile SR-1</b>	<b>Improve existing software</b>		225	270d	
	Release 1	Ease of use	Active	75	50d	- User interface enhancement - Search capaility
	Release 2	Roles and Security	Planning	50	55d	Addition of new user roles
	Release 3	Integration with HR	Planning	50	80d	Ability to search throught out the system
	Release 4	Integration with Finance	Planning	50	85d	Integration with Financial System

The Gantt chart on the right shows a timeline from 2010 to 2011. A red vertical line marks the start of the project in early 2010. The main task 'Improve existing software' is represented by a long horizontal bar. Below it, four sub-tasks are shown as shorter bars: 'Ease of use' (spanning late 2010 to early 2011), 'Roles and Security' (spanning early 2011), 'Integration with HR' (spanning mid-2011), and 'Integration with Finance' (spanning late 2011).

# Demo (2/4): Iterations and Stories are then created in RallyDev

Workspace 1 Project Program Setup
















Agile SR-1 Welcome gilbert.attin@planisware.com | Help | Logout


My Home **Plan** Track Quality Reports Search

Backlog **User Stories** Releases Iterations Plan


### User Stories Actions ?

Views: All User Stories

All	Rank	ID	Name	Release	Iteration	State	Plan Est	Task Est	To Do	Owner	Package	
<input type="checkbox"/>		#		All	All	All	35.0	0.0	0.0	All	All	<input type="text" value="Filter"/>
<input type="checkbox"/>		US36	Story#5: Add color management	Release 1-Ease of use	Iteration 2	<span>D</span> <span>P</span> <span>C</span> <span>A</span>	10.0	0.0	0.0	<a href="mailto:gilbert.attin@planisware.com">gilbert.attin@planisware.com</a>		  
<input type="checkbox"/>		US35	Story#4: Filter by company size	Release 1-Ease of use	Iteration 2	<span>D</span> <span>P</span> <span>C</span> <span>A</span>	10.0	0.0	0.0	<a href="mailto:gilbert.attin@planisware.com">gilbert.attin@planisware.com</a>		  
<input type="checkbox"/>		US34	Story#3: Filter by country	Release 1-Ease of use	Iteration 1	<span>D</span> <span>P</span> <span>C</span> <span>A</span>	4.0	0.0	0.0	<a href="mailto:gilbert.attin@planisware.com">gilbert.attin@planisware.com</a>		  
<input type="checkbox"/>		US33	Story#2: Add main user listing	Release 1-Ease of use	Iteration 1	<span>D</span> <span>P</span> <span>C</span> <span>A</span>	3.0	0.0	0.0	<a href="mailto:gilbert.attin@planisware.com">gilbert.attin@planisware.com</a>		  
<input type="checkbox"/>		US30	Story#1: Should be able to search the handbook	Release 1-Ease of use	Iteration 1	<span>D</span> <span>P</span> <span>C</span> <span>A</span>	8.0	0.0	0.0	<a href="mailto:gilbert.attin@planisware.com">gilbert.attin@planisware.com</a>		  

5 Items  

D Defined P In-Progress C Completed A Accepted ● Blocked

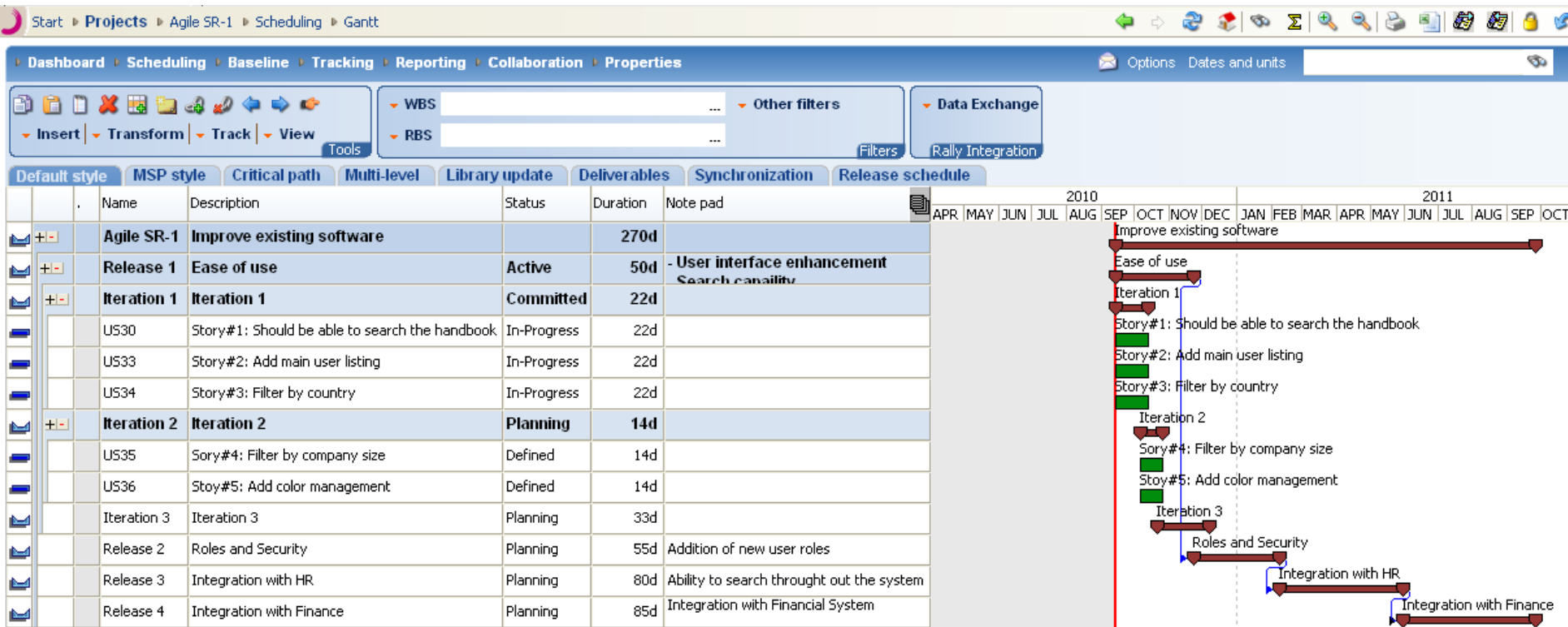
© 2003-2010 Rally Software Development Corp. | 0.18 Seconds | About | Contact Support | Legal Recycle Bin 

# Demo (3/4): Planisware gets the Iterations and Stories from RallyDev on-demand

The screenshot displays the Planisware software interface. The breadcrumb navigation at the top reads: Start > Projects > Agile SR-1 > Scheduling > Planning board. Below this is a secondary navigation bar with options: Dashboard > Scheduling > Baseline > Tracking > Reporting > Collaboration > Properties. A toolbar contains icons for Insert, Transform, Track, and View. A legend below the toolbar defines four status categories: Defined (grey), In-Progress (orange), Completed (light green), and Accepted (dark green). On the right, a 'Data Exchange' section includes 'Broadcast to Rally' and 'Get the latest updates from Rally' options. The main workspace shows a hierarchical tree structure for 'Agile SR-1' (Improve existing software). It branches into four releases: Release 1 (Ease of use), Release 2 (Roles and Security), Release 3 (Integration with HR), and Release 4 (Integration with Finance). Release 1 further branches into three iterations: Iteration 1, Iteration 2, and Iteration 3. Each iteration contains a list of user stories (US) with their descriptions. Iteration 1 includes US30 (Story#1: Should be able to search the handbook), US33 (Story#2: Add main user listing), and US34 (Story#3: Filter by country). Iteration 2 includes US35 (Story#4: Filter by company size) and US36 (Story#5: Add color management). Iteration 3 is currently empty.

```
graph TD
    Root["Agile SR-1  
Improve existing software"]
    Root --- R1["Release 1  
Ease of use"]
    Root --- R2["Release 2  
Roles and Security"]
    Root --- R3["Release 3  
Integration with HR"]
    Root --- R4["Release 4  
Integration with Finance"]
    R1 --- I1["Iteration 1  
Iteration 1"]
    R1 --- I2["Iteration 2  
Iteration 2"]
    R1 --- I3["Iteration 3  
Iteration 3"]
    I1 --- US30["US30  
Story#1: Should be able to search the handbook"]
    I1 --- US33["US33  
Story#2: Add main user listing"]
    I1 --- US34["US34  
Story#3: Filter by country"]
    I2 --- US35["US35  
Story#4: Filter by company size"]
    I2 --- US36["US36  
Story#5: Add color management"]
    I3 --- Empty[" "]
```

# Demo (4/4): Planisware gets the Iterations and Stories from RallyDev on-demand



# Contacts

- Planisware
  - [info@planisware.com](mailto:info@planisware.com)
  - +1 888 752-6479
- RallyDev
  - [info@rallydev.com](mailto:info@rallydev.com)
  - + 1 866 348-1552